

## "L" SHAPE



PANEL SECTIONS ARE SPLIT  
IN HALF (BOLT TOGETHER)  
FOR EASY SHIPPING

## MULTI-PANEL DISPLAY


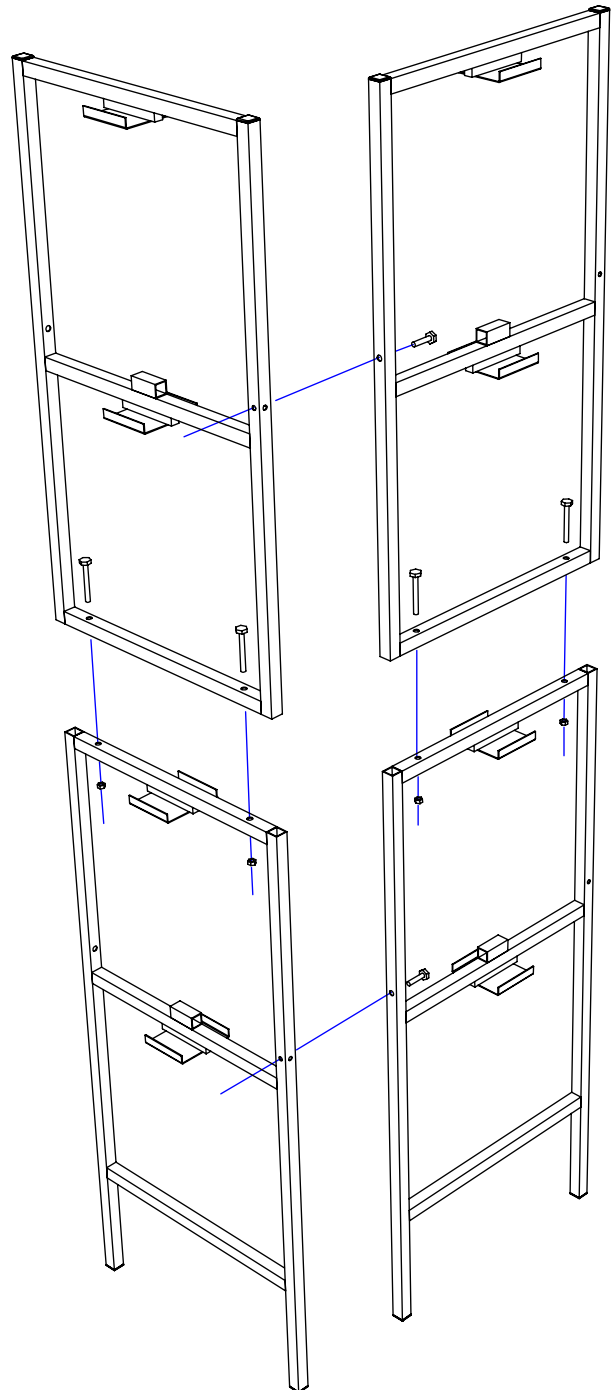
CALL TO DISCUSS YOUR  
SIZE AND CONFIGURATION

STEEL TUBE STRUCTURE

BLACK POWDERCOAT FINISH

EACH SECTION BOLTS TOGETHER

WE MAKE THE BOARDS TOO!



**THOMAS RECOM**  
THE THOMAS RESEARCH COMPANY INC.  
1-800-973-2660 [WWW.ThomasRECOM.COM](http://WWW.ThomasRECOM.COM)

1-800-973-2660  
[www.ThomasRECOM.com](http://www.ThomasRECOM.com)  
EMAIL: [Mike@ThomasRECOM.com](mailto:Mike@ThomasRECOM.com)  
2104 Whitlock Place, Dover FL 33527

"L" SHAPE



MANY CONFIGURATIONS  
ARE POSSIBLE

ZIG-ZAG



## MULTI-PANEL DISPLAY

CALL TO DISCUSS YOUR  
SIZE AND CONFIGURATION

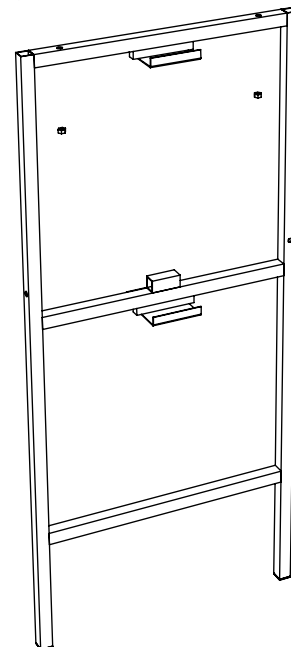
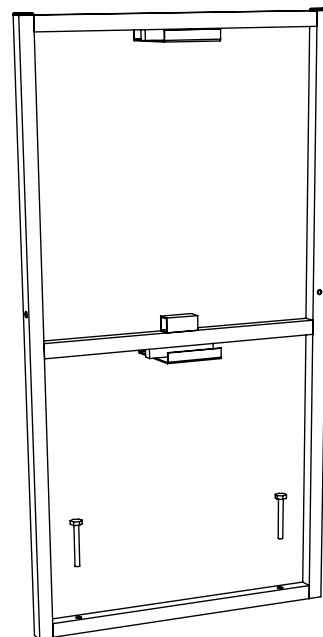
STEEL TUBE STRUCTURE

BLACK POWDERCOAT FINISH


EACH SECTION BOLTS TOGETHER

WE MAKE THE BOARDS TOO!

PANEL SECTIONS ARE SPLIT  
IN HALF (BOLT TOGETHER)  
FOR EASY SHIPPING



SQUARE TOWER



"X" SHAPE



THIS DISPLAY  
SHOWN WITH  
13X15 BOARDS  
(WE CAN MAKE THE  
DISPLAY TO FIT ANY  
SIZE BOARD)

