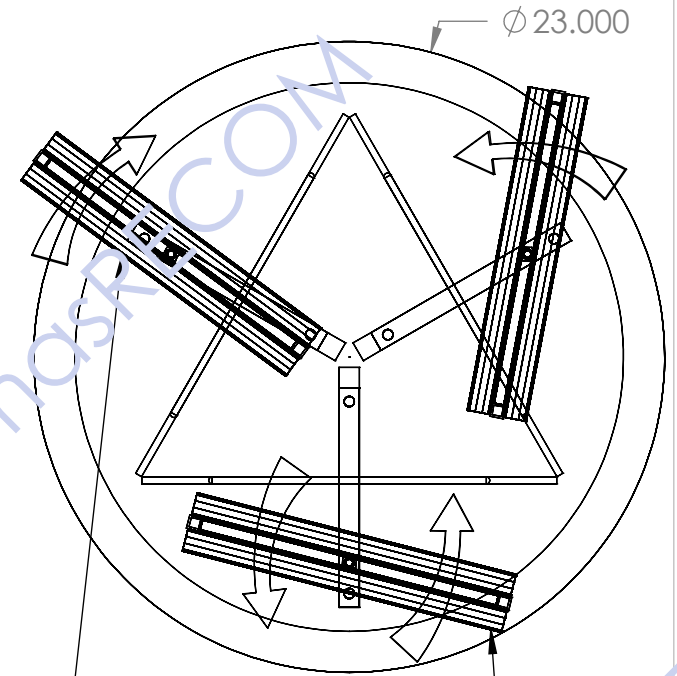
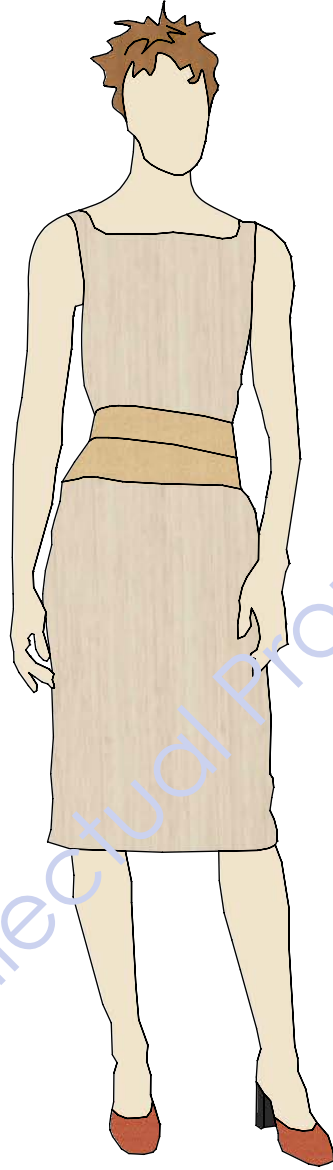
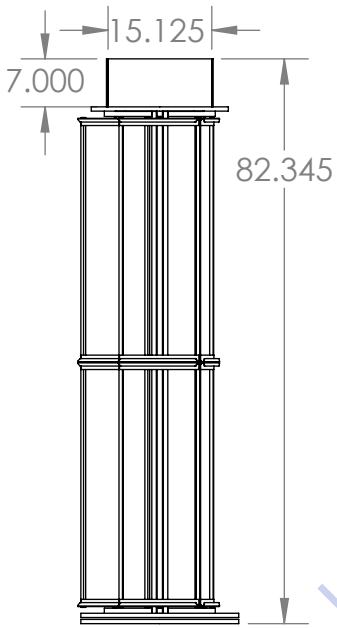


SAMPLES ACCESSED OR REMOVED BY SLIDING IN-OUT OF CHANNELS

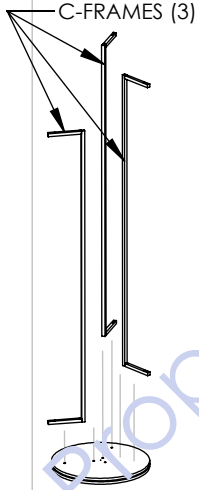


(3) PANELS CAN ROTATE INDEPENDENTLY FOR EASY VIEWING

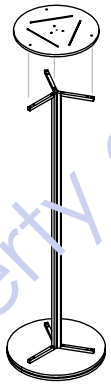
SAMPLE SIZE IS 12" WIDE X 35-3/8" TALL

LAZY SUSAN BASE (ROTATE ENTIRE DISPLAY)

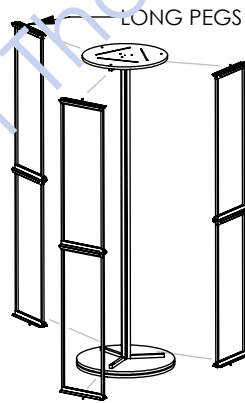
1.) BOLT UPRIGHT "C-FRAMES" TO BASE



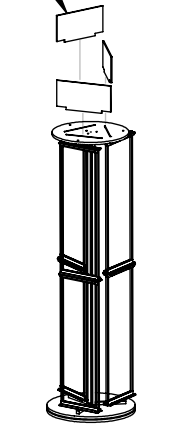
2.) BOLT TOP PANEL TO C-FRAMES



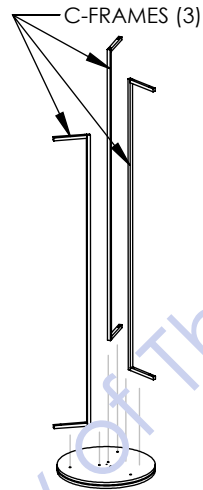
3.) INSTALL WINGS IN C-FRAMES (LONG PEGS ON TOP)



4.) DROP SIGNS INTO TOP SLOTS




1.) BOLT UPRIGHT "C-FRAMES" TO BASE



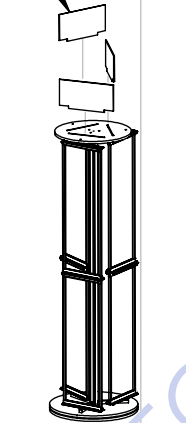
2.) BOLT TOP PANEL TO C-FRAMES



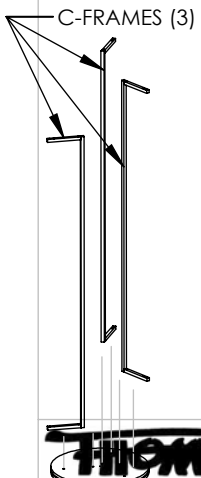
3.) INSTALL WINGS IN C-FRAMES (LONG PEGS ON TOP)



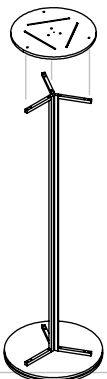
4.) DROP SIGNS INTO TOP SLOTS



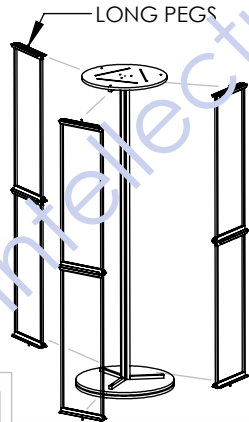
1.) BOLT UPRIGHT "C-FRAMES" TO BASE



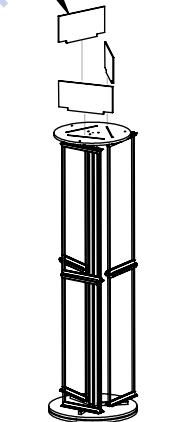
2.) BOLT TOP PANEL TO C-FRAMES



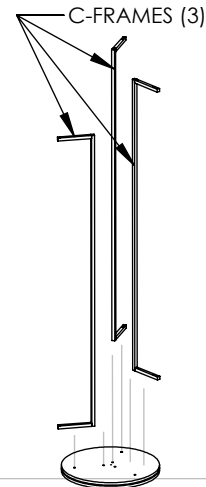
3.) INSTALL WINGS IN C-FRAMES (LONG PEGS ON TOP)



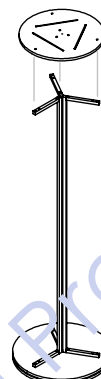
4.) DROP SIGNS INTO TOP SLOTS



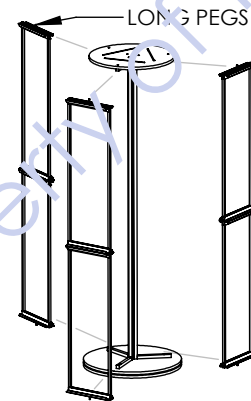
1.) BOLT UPRIGHT "C-FRAMES" TO BASE



2.) BOLT TOP PANEL TO C-FRAMES



3.) INSTALL WINGS IN C-FRAMES (LONG PEGS ON TOP)



4.) DROP SIGNS INTO TOP SLOTS

