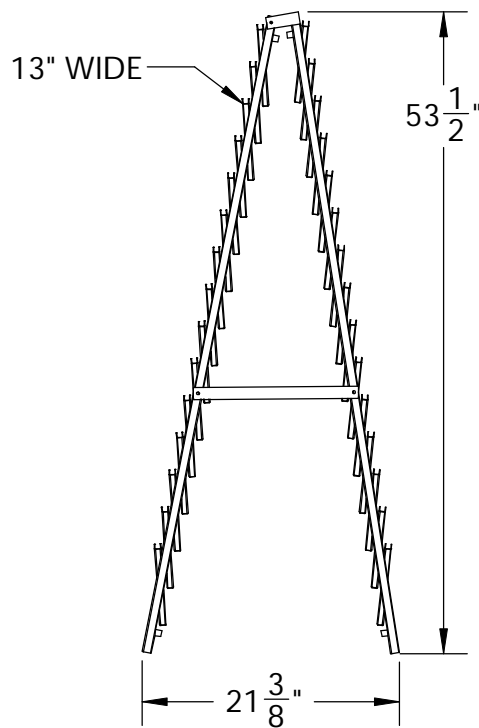
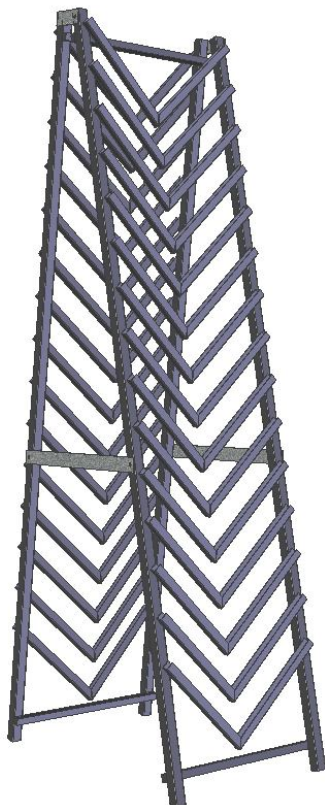



FOLDING "A-FRAME" LOOSE SAMPLE DISPLAY (DOUBLE SIDED) ORDER #: AFSD

Back



The A-Frame folding loose tile display. This new twist on a proven design is sturdy and a proven product seller. Many configurations are available, single sided, 2-sided, etc. The very strong steel tube and sheet-metal structure of this line of displays can display ceramic tile, marble tile, granite tile, stone, carpet sample boards, bathroom tiles, glass tiles, pavers, hardwoods, laminates, and more. The channels on most A-frames position the substrates at 45 degrees for a dynamic attention-getting appearance that will draw your customers in. The convenient folding function allows you to quickly store it away in a small area and pop it back up if using at trade shows. All A-Frame ceramic tile displays come with removable sign clips that accept your card sign. You can provide your own advertising signage or work with us to provide the signage. The "A-Frame" tile display is a bolt together unit and requires only one wrench to assemble. The bolts are all one size and they thread directly into predrilled/threaded holes (no nuts to lose). There are only two main elements and they hinge down to allow the unit to be shipped in very small package (reducing your shipping cost). The simple assembly means you can setup, stock and start selling your products asap! Accepts square products from 9" x 9" up to 24" x 24" and thicknesses up to 1/2". We can customize for any thickness as well. Standard powder-coated colors are white and black. Custom colors also available. The best thing about ThomasRECOM is our ability to respond so keep in mind that all these pre-engineered designs can be easily modified to fit almost any substrate you want to display. Give us a call to discuss this design or let us design a custom display for you: 1-800-973-2660 or email mike@thomasrecom.com.

ACCEPTS: 30 SAMPLES FROM 9" TO 24" SQUARE (UP TO 1/2" THICK)
FOLDS EASILY FOR STORAGE OR SHIPPING
BOLTS TOGETHER USING ONLY A BOX END WRENCH
STURDY STEEL FRAME IS POWDERCOATED BLACK WRINKLE FINISH
FOOTPRINT: 13"X22"X54" TALL
CARTON SIZE: 14"X5"X54", 30 LBS



WE CAN MAKE THIS DISPLAY IN MANY DIFFERENT SIZES, CONTACT US TO SEE HOW!

THOMAS RECOM
THE THOMAS RESEARCH COMPANY INC.
1-800-973-2660 WWW.ThomasRECOM.COM

1-800-973-2660
www.ThomasRECOM.com
 EMAIL: Mike@ThomasRECOM.com
 714 Concordia Blvd. Pensacola, FL 32505