


1.) YOUR DISPLAY IS COMPRISED OF 5 MAIN COMPONENTS

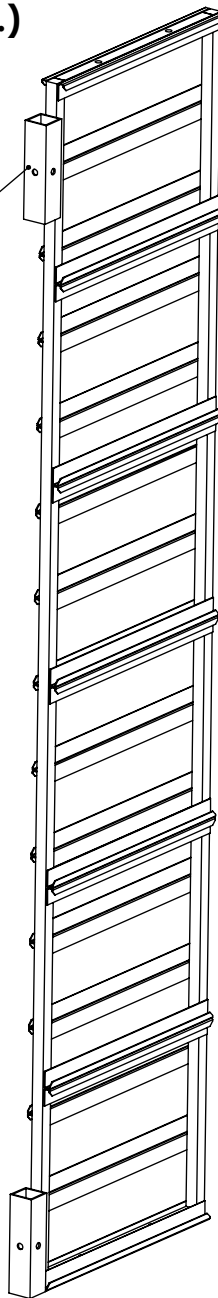
(4) WINGS



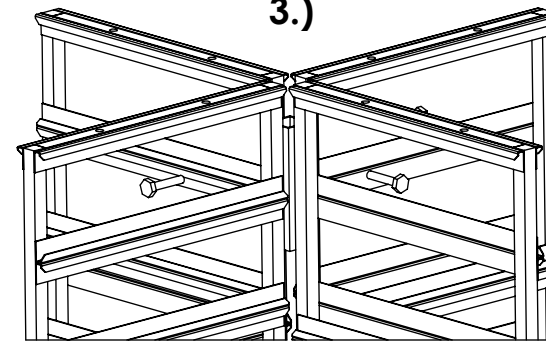
(1) BASE

2.)

ONE OF THE FRAMES WILL HAVE THIS CONNECTOR TUBE ON IT



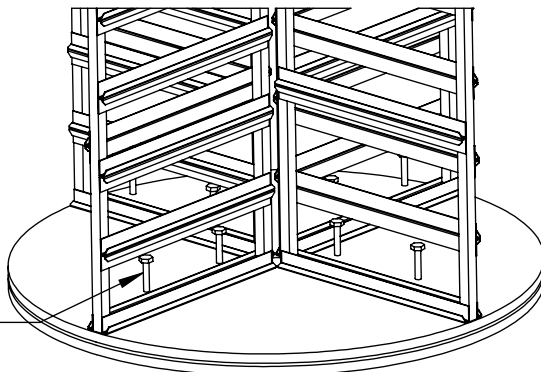
3.)



INSTALL ALL THE BOLTS IN THE WINGS (LOOSE) AS SHOWN DO NOT TIGHTEN

4.)

INSTALL BOLTS DOWN THRU FRAME INTO BASE

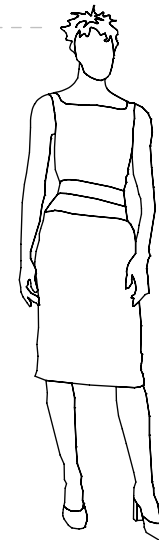


5.) AFTER ALL THE BOLTS ARE LOOSELY INSTALLED THEN GO BACK AND TIGHTEN ALL

6.)

5X16 ON ONE SIDE

12X16 ON OTHER SIDE



ASSEMBLED DISPLAY READY TO SELL YOUR PRODUCT